


**Fully Sealed** Provides protection against water (IP66 / IP67 / IP6K9K), Dust, and chemicals

**Separate Stud Connections for Cable Mounting** allow heavier gauge cables and their terminals to feed in and out of the fuse, than would otherwise land on the fuse tab itself

**Ignition Protected** to support installation in potential hazardous gaseous environments such as LPG or in gas boats.

**Stainless Steel Self Locking Hardware** Ensures long term reliability and ease of installation

**Tin Plated Copper Busbars** deliver superior electrical performance with minimal voltage drop



*Related Product: Compact MIDI Fuse Holder*

*Related Product: Compact ANL Fuse Holder*



**P/N: 3914B**

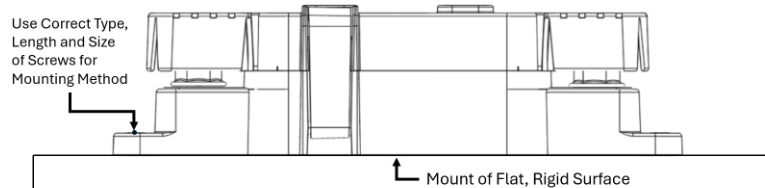


**P/N: 3803B**

## Installation Guidelines

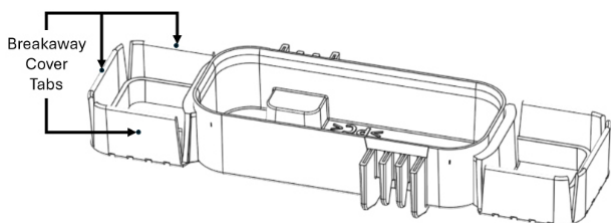
- \* DISCONNECT BATTERY FROM POWER DISTRIBUTION SYSTEM BEFORE INSTALLING PRODUCT TO PREVENT ELECTRICAL SHOCK OR FUSE DAMAGE
- \* INSTALLER / MANUFACTURE IS RESPONSIBLE AND FULLY LIABLE FOR ENSURING THIS PRODUCT IS INSTALLED IN A MANNER THAT WILL NOT EXCEED THE PRODUCT'S SPECIFICATION
- \* FOLLOW AMERICAN BOAT AND YACHT COUNCIL (ABYC) OR OTHER RELEVANT GUIDELINES FOR SELECTING AND INSTALLING THIS PRODUCT TO MEET YOUR APPLICATION

(1) Mount product on a flat surface with sufficient rigidity to support the product and all attachment cables.

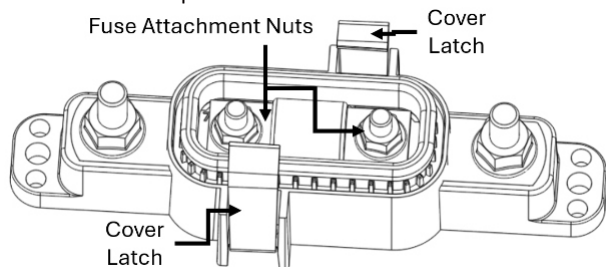


(2) Use the appropriate screw type (machine/thread cutting), size (match with pilot or through-hole diameter), and length; ensuring that the weight of the product and associate cables will be properly secured.

(3) Assemble input and output cables to external studs to meet application requirements. Check cover fit and if cable/terminal diameter interferes with full seating of cover, remove breakaway tabs as needed with pliers. Then, torque cable terminal nuts to target specification level.



(4) Install fuse under cover with self locking serrated flange nuts provided. Torque to recommended specifications.



(5) Assemble cover to base and ensure yellow latches are rotated over the cover and latched securely.

(6) Strain relief cables to a fixed mounting surface and/or other cables to stop cable weight and system shock/vibration from loosening attachment nuts. Follow minimum strain relief distances per applicable industry standards.

(7) Perform system-level validation in worst-case conditions ensuring maximum cable/terminal temperatures are not exceeded

## Related Products - Unsealed MIDI/AMI Block



P/N: 3810B

## Specifications

Maximum Voltage (Vdc)	80 Vdc
Maximum Amperage	Supports All Fuse Values
Mounting Screw Max Torque	50 in-lbs (5.5 N-m)
M5 Nut Recommended Torque	65 in-lbs (7.4 N-m)
M5 Nut Maximum Torque	75 in-lbs (8.5 N-m)
M6 Nut Recommended Torque	80 in-lbs (9.0 N-m)
M6 Nut Maximum Torque	100 in-lbs (11.3 N-m)
M8 Nut Recommended Torque	100 in-lbs (11.3 N-m)
M8 Nut Maximum Torque	120 in-lbs (13.6 N-m)
M10 Nut Recommended Torque	120 in-lbs (13.6 N-m)
M10 Nut Maximum Torque	140 in-lbs (15.8 N-m)
Mounting Holes	4x #10(M5) & 2x ¼"(M6)
Cover Material	Clear Polycarbonate
Base Material	Nylon 6 30% GF
Operating Ambient Temperature Range	-40 C to 125 C
Max Storage/Shipping Temperatures	-50 C to 140 C
Busbar Material	Tin Plated Copper
Ignition Protected	Yes
Ingress Protection Ratings	IP66, IP67, IP6K9K

## Related Products - Unsealed MEGA/AMG Block



P/N: 3820B

Part Numbers	Resell Pack	Bulk Pack
Sealed Fuse Block - MIDI/AMI	3901	3901B
Sealed Fuse Block - MEGA/AMG	3902	3902B
Sealed Fuse Block - ANL	3903	3903B
Sealed Fuse Block - CL-T, 70-100 A	3910	3910B
Sealed Fuse Block - CL-T, 110-200 A	3911	3911B
Sealed Fuse Block - CL-T, 225-400 A	3912	3912B
Sealed Fuse Block - CL-T, 450-600 A	3913	3913B

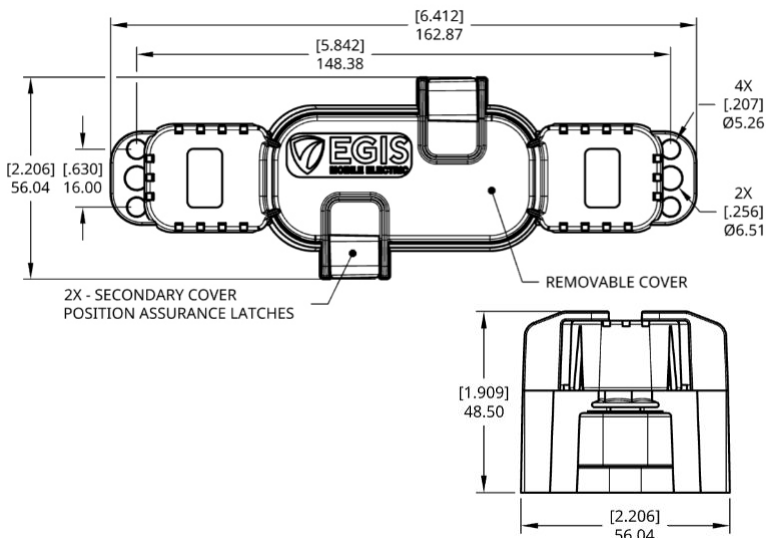
Related Part Numbers	Resell Pack	Bulk Pack
Compact MIDI/AMI Fuse Block	3914	3914B
Compact ANL Fuse Block	3803	3803B
MIDI Fuse Block - Unsealed	3810	3810B
MEGA Fuse Block - Unsealed	3820	3820B



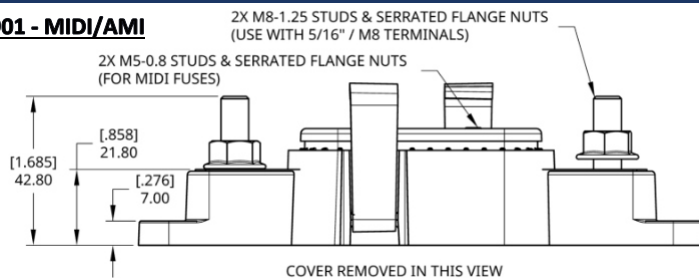
www.egismobile.com  
360.768.1211  
Bellingham, WA U.S.A



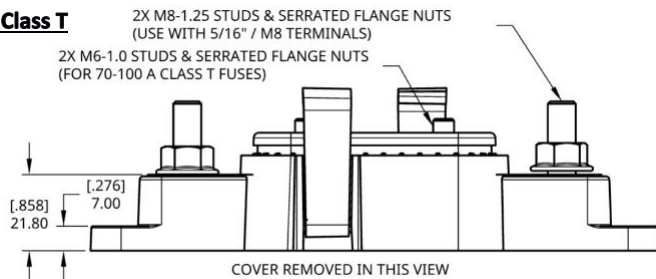
**Dimensions - 3901 MIDI & 3910 Class T (70-100 A)**



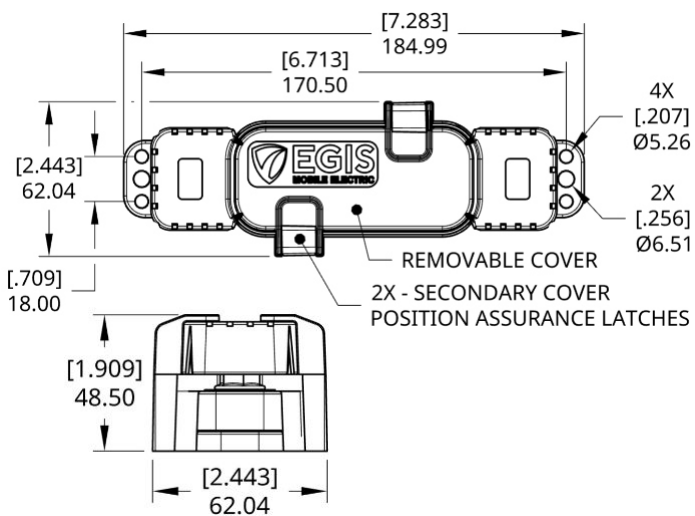
**3901 - MIDI/AMI**



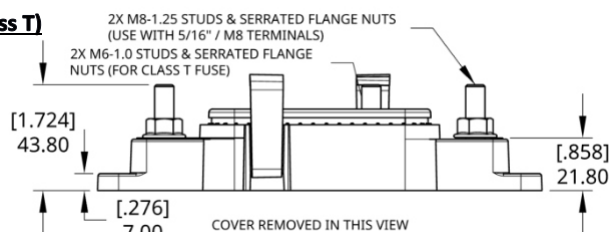
**3910 - Class T**



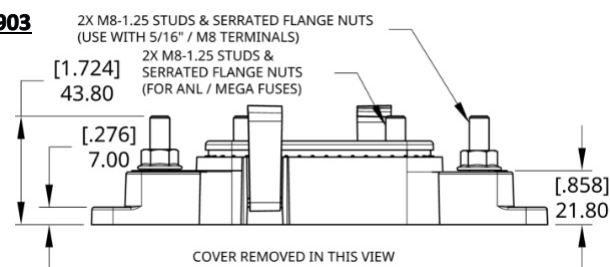
**Dimensions - 3911 Class T (110-200 A), 3902 MEGA/AMG, 3903 ANL**



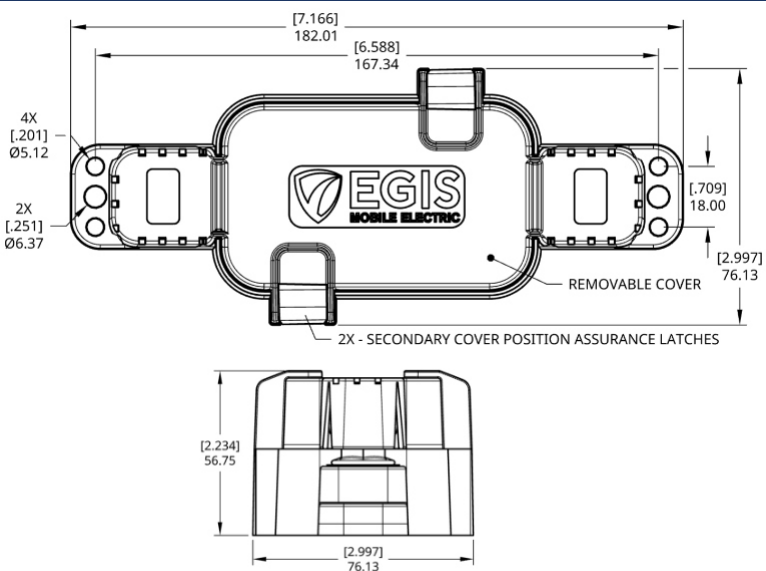
**3911 (Class T)**



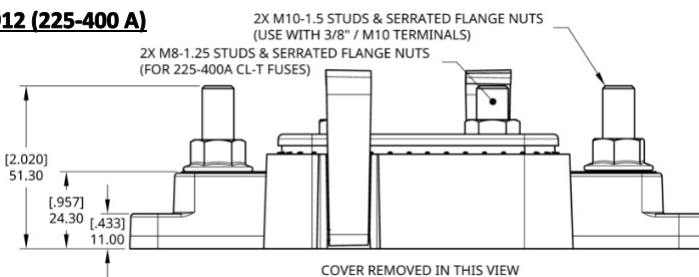
**3902 & 3903**



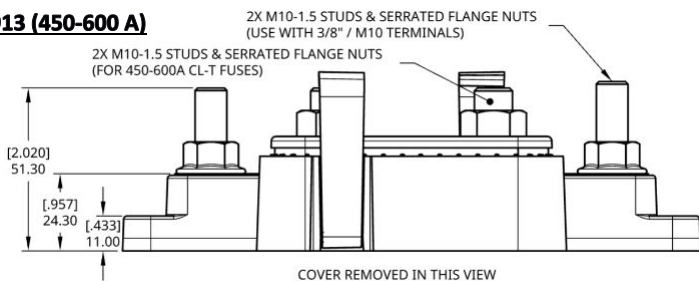
**Dimensions - 3912 Class T (225-400 A), 3913 Class T (450-600 A)**



**3912 (225-400 A)**



**3913 (450-600 A)**



www.egismobile.com  
360.768.1211  
Bellingham, WA U.S.A

