



ZEUS HIGH ENERGY COLLECTION

Bluetooth Alternator Regulator & High Output Alternators



INCLUDED:
2x HARNESSES &
2x TEMP SENSORS



PROUDLY ASSEMBLED
IN THE USA

Bluetooth Alternator Regulator

The safest and fastest way to charge your batteries
and optimize your alternator output



INCLUDED:
2x HARNESSES &
2x TEMP SENSORS



Easy to Use, Even for Beginners:

Password protected Bluetooth connectivity and intuitive app for iOS and android, enables you to install and configure with ease. Charges demanding battery banks safely, quickly, & efficiently.

Optimizing Battery Charges:

Whether you have a 12V, 24V, or 48V system, ARCO Zeus can help you to optimize the charging profile for your specific battery type, ensuring that your batteries are always charged properly.


Remote Data Sharing & Configuration:

The ARCO Zeus logs your data and enables you to share it with your technician to help you troubleshoot remotely. You can even import your remote technician's configurations.

Zeus Packages	Harnesses	Temp Sensors	Part #
Regulator with Standard Length Kit	1x Battery @ 6ft. (2m) 1x Alternator @ 6ft. (2m)	2x @ 15ft. (4.5m)	AZ1000
Regulator with Extended Length Kit	1x Battery @ 15ft. (4.5m) 1x Alternator @ 30ft. (9.0m)	2x @ 15ft. (4.5m)	AZ1000X

SCAN HERE FOR:

- Mobile App Download
- Installation Guide
- Helpful Videos & Walkthroughs
- Product Registration



COMPATIBLE WITH:

- VE.Can (Victron)
- RV-C
- NMEA 2000
- REC
- Lynk II (Discovery)

Specifications

Bluetooth	Yes (Password-protected)
Management	Native application built and managed by ARCO allows users to wirelessly install, monitor, system diagnose, and adjust settings (iOS and Android)
Regulator Sync	Yes, synchronize countless regulators allowing intelligent management of multiple alternators
2 CAN connections	Yes, NMEA 2000 (Devicenet M12) and RJ45
Dedicated Signal Wire	Yes, to disable charging from an external source such as BMS
System Voltage	12V, 24V, 36V, 48V
State of Charge (SOC)	Yes
Generator Mode™	The alternator will maximize the engine's power and send up to 100% of the field into charging their batteries, while using significantly less fuel to produce that energy
2 Feature-in ports	Yes, to physically control user selectable options
Victron DVCC Compatible	Yes, seamlessly integrate ARCO Zeus regulator with Victron DVCC
NMEA 2000 Certified	Yes
CE Certified	Yes
1 Feature-out port	Yes, for lamp or control relay for multiple user options
P-Type (B-Circuit) and N-Type (A-Circuit) compatible	Yes, with wiring harness included
Waterproof	Yes, IP67/66 rating
Regulator Optimization	Integrates with Smart (Can-connected) and analog Batteries, synchronizes with multiple regulators, and natively reads (2) analog/ Bluetooth shunts (Battery and Alternator)
Consistent Performance	Yes, it operates at maximum performance within safety limits set by the user
Battery Integrations	Most smart BMS batteries via CANBus and analog batteries via an external shunt
Customized Field	Yes, operates at maximum performance within safety limits set by the user
Included	Zeus High Energy Alternator Regulator, battery wiring harness, alternator wiring harness, 2 thermistors (Battery and Alternator harness length dependent upon selection of Standard or Extended Package)
Enclosure Dimensions	Without antenna: 8.2" x 5.9" x 2.4"/208mm x 149mm x 60mm With antenna: 8.2" x 7.5" x 2.4"/208mm x 190mm x 60mm
Weight	1.7 lbs/.77kg
Warranty	2 Years

GROWING LIST OF BATTERY INTEGRATION PARTNERS

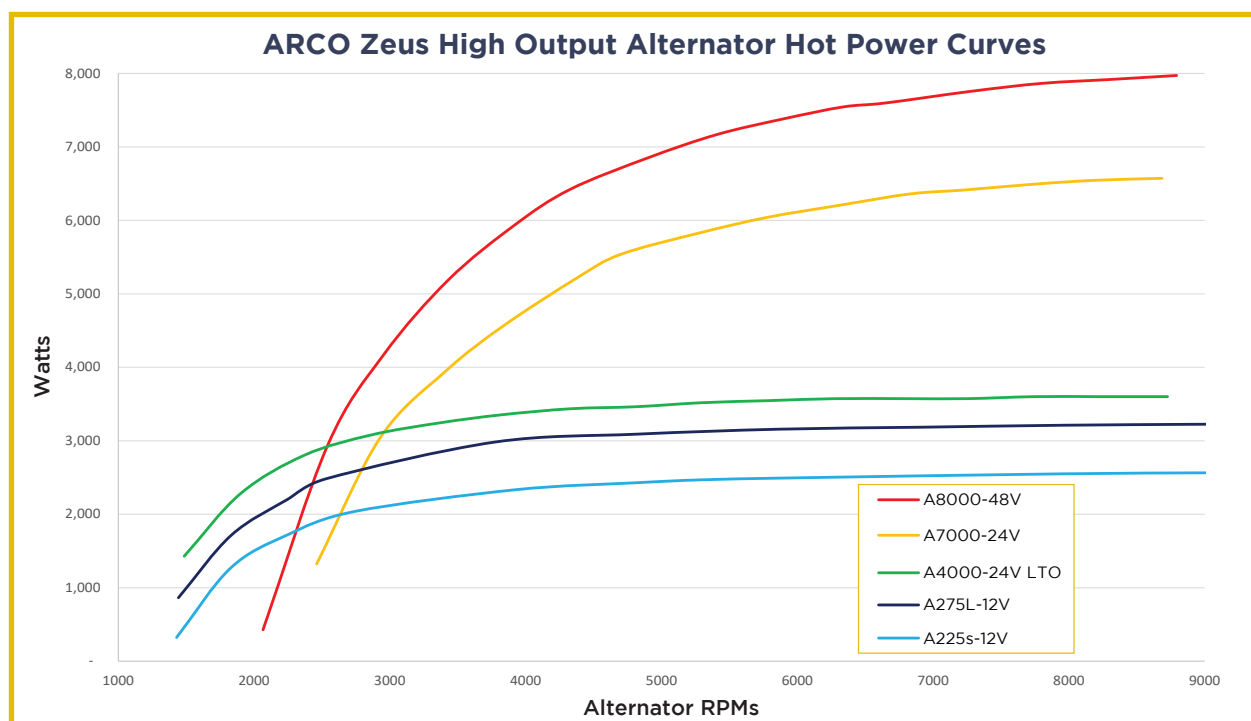


High Output Alternators

12V, 24V & 48V

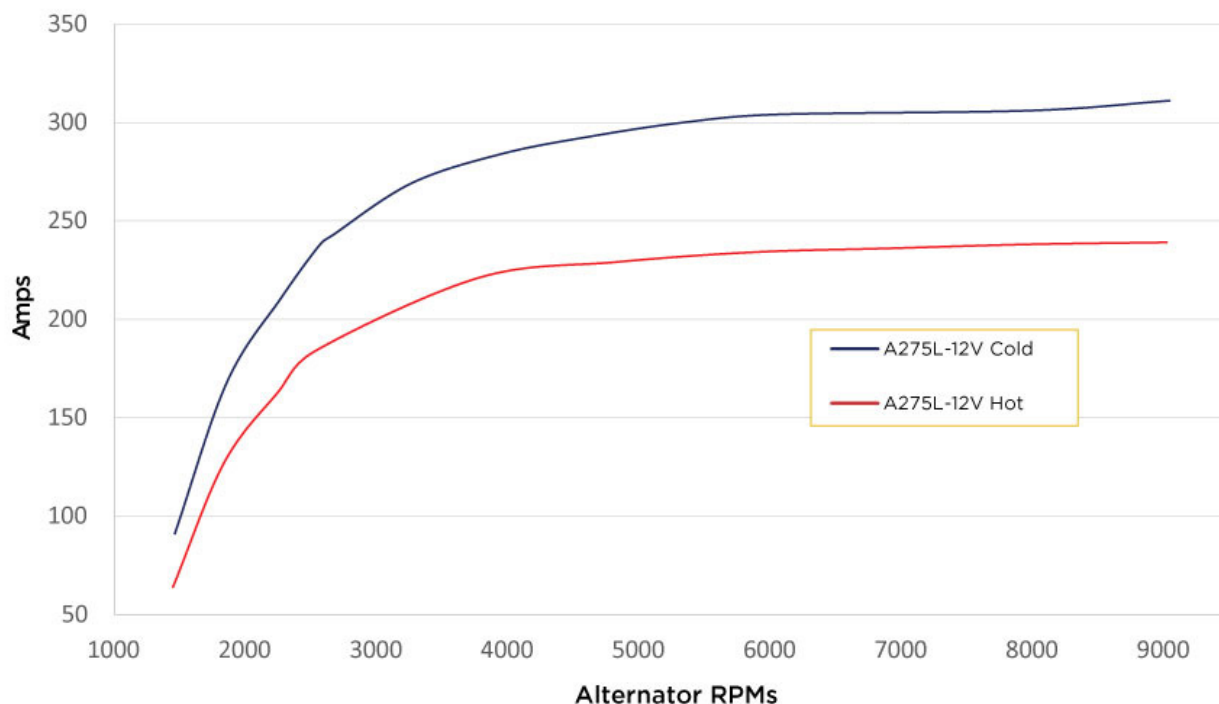
Maximum Performance, Increased Durability & Service Life

- Coolest operating temperatures for increased performance, durability and service life. Runs 8 - 20% cooler than incumbent alternators due to:
 - Dual Cooling fans
 - Highest-quality OEM components
 - Rectifier located on housing exterior
 - Heat-shedding coatings
- Engineered for High Energy Production.
- Suitable for Marine, RV, Military, and Commercial applications.
- High-density, ultra-efficient stator winding produces maximum energy output.
- Rapidly charges large battery banks.
- Optimized for performance at idle speeds.
- Reduces need for generator by creating additional power with your engine.
- Dual fans provide more efficient cooling which enables higher sustained output and increases the durability and lifespan of the unit.
- For maximum performance or lithium battery charging, use an ARCO Zeus Alternator Regulator.
- SAE J1171 Certified.



ZEUS A275L-12V

Zeus A275L-12V Power Curves



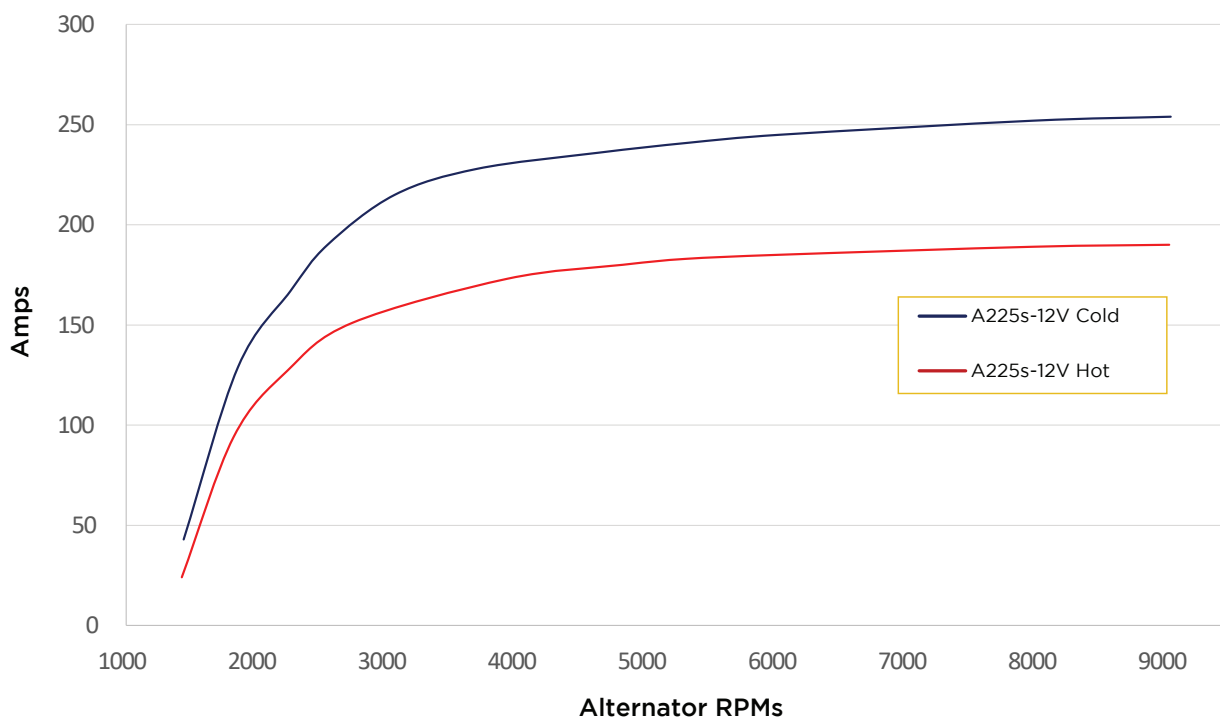
A275L-12V DETAILS

Voltage	Maximum Output (Amps)	Sustained Idle Output* (Amps)	Housing	Regulation	Ground Type	Pulley	Unit Part #
12V	310	198	Ford Transit	External Only	Case Ground	62mm K4 (4 groove)	4032
12V	310	198	Vortec (GM)	External Only	Case Ground	49mm K6 (6 groove)	4033
12V	310	198	Vortec (GM) Clutch Pulley	External Only	Case Ground	53mm K6 (6 groove)	4039
12V	310	198	Vortec (GM)	Internal or External	Case Ground	49mm K6 (6 groove)	4034
12V	310	198	N62 Clutch Pulley**	External Only	Case Ground	50mm K6 (6 groove)	4026
12V	310	198	1"-2" Single Foot	External Only	Case Ground	49mm K6 (6 groove)	4027
12V	310	198	1"-2" Single Foot	Internal or External	Case Ground	49mm K6 (6 groove)	4029
12V	310	198	1"-2" Single Foot	External Only	Isolated Ground	49mm K6 (6 groove)	4028
12V	310	198	1"-2" Single Foot	Internal or External	Isolated Ground	49mm K6 (6 groove)	4030
12V	310	198	3.15" Saddle Mount	External Only	Isolated Ground	49mm K6 (6 groove)	4019
12V	310	198	3.15"R Saddle Mount, Rear Exit B+	External Only	Isolated Ground	49mm K6 (6 groove)	4021
12V	310	198	3.15"R Saddle Mount, Rear Exit B+	External Only	Case Ground	49mm K6 (6 groove)	4020
12V	310	198	4" J180	External Only	Case Ground	49mm K6 (6 groove)	4022
12V	310	198	4" J180	Internal or External	Case Ground	49mm K6 (6 groove)	4024
12V	310	198	4" J180	External Only	Isolated Ground	49mm K6 (6 groove)	4023
12V	310	198	4" J180	Internal or External	Isolated Ground	49mm K6 (6 groove)	4025

*3,000 alternator RPM sustained under load and hot conditions for 1 hour.

**Mercedes Upfitter Compliant.

Zeus A225s-12V Power Curves



TRANSPARENCY IN OUR TESTING

To measure sustained HOT output, the alternator is run at 3,000 RPMs for 60 minutes with a plexiglass shield covering the unit. After 60 minutes in these conditions, alternators reach their maximum operating temperature. It is under these harsh conditions where we measure the "HOT" output of the units at various RPMs (see above). The complete power "COLD" testing was done at 71° F (21.5° C).

A225s-12V DETAILS

Voltage	Maximum Output (Amps)	Sustained Idle Output* (Amps)	Housing	Regulation	Ground Type	Pulley	Unit Part #
12V	254	157	Vortec (GM)	External Only	Case Ground	49mm K6 (6 groove)	4017
12V	254	157	Vortec (GM)	Internal or External	Case Ground	49mm K6 (6 groove)	4018
12V	254	157	1"-2" Single Foot	External Only	Case Ground	49mm K6 (6 groove)	4014
12V	254	157	1"-2" Single Foot	Internal or External	Isolated Ground	49mm K6 (6 groove)	4015
12V	254	157	1"-2" Single Foot	External Only	Isolated Ground	49mm K6 (6 groove)	4016
12V	254	157	3.15" Saddle Mount	External Only	Case Ground	49mm K6 (6 groove)	4010
12V	254	157	3.15" Saddle Mount	Internal or External	Isolated Ground	49mm K6 (6 groove)	4011
12V	254	157	3.15"R Saddle Mount, Rear Exit B+	External Only	Case Ground	49mm K6 (6 groove)	4012
12V	254	157	3.15"R Saddle Mount, Rear Exit B+	Internal or External	Isolated Ground	49mm K6 (6 groove)	4013

*3,000 alternator RPM sustained under load and hot conditions for 1 hour.

Specifications

	A275L-12V			A225s-12V		
Voltage	12V			12V		
Field Type	P			P		
Rotor Poles	16			16		
Rotor Source Voltage	12V			12V		
Stator Size	138mm			130mm		
Frame Size	Large			Small		
Weight	12 lbs / 5.4 kg			14.9 lbs / 6.7 kg		
Regulation	Internal/External (IE) or External Only (EX)			Internal/External (IE) or External Only (EX)		
Output Voltage	14.1V (default)			14.1V (default)		
Finish	(Black) Cerakote or E-coating			(Black) Cerakote or E-coating		
Cut-In Alt. RPM	1,061			1,196		
Maximum Alt RPM	19,000			19,000		
Battery Post	M8 Thread Post, Side Mount			M8 Thread Post, Side Mount		
Standard Pulley	49K6 (6-groove, 49mm); 50mm Clutch Pulley (Optional)			49K6 (6-groove, 49mm); 50mm Clutch Pulley (Optional)		
Pulley Mount	17mm diameter shaft, 25mm long, threaded M17 x 1.5			17mm diameter shaft, 25mm long, threaded M17 x 1.5		
Pulley Hardware	M17 x 1.5 x 24mm nut, w/ 18mm ID x 29mm OD washer (Included)			M17 x 1.5 x 24mm nut, w/ 18mm ID x 29mm OD washer (Included)		
Diodes	6 positive, 6 negative, 50A Rated, Avalanche			6 positive, 6 negative, 50A Rated, Avalanche		
Max Output (Cold, 9,000 RPM)	4,371 Watts	310 Amps	6.7 kW PTO	3,581 Watts	254 Amps	5.5 kW PTO
Sustained Cruising Output (Hot, 6,000 RPM)	3,313 Watts	235 Amps	5 kW PTO	2,637 Watts	187 Amps	4 kW PTO
Sustained Idle Output (Hot, 3,000 RPM)	2,272 Watts	198 Amps	4.3 kW PTO	2,213 Watts	157 Amps	3.4 kW PTO
Max Continuous Operating Temperature	110°C/230°F			110°C/230°F		

A275L-12V & A225s-12V DIMENSIONS

A275L-12V						A225s-12V		
3.15"/R*	4" J180	1"-2"	Vortec	N62	Transit	3.15"/R*	1"-2"	Vortec

Only Isolated ground models available in 3.15", 3.15"/R, 4" J180, and 1"-2" mounts.
*Rear exit battery post for Yanmar Common Rail and other engines.



A275L-12V and A225s-12V



APPLICATIONS FOR A275L-12V HIGH OUTPUT ALTERNATOR

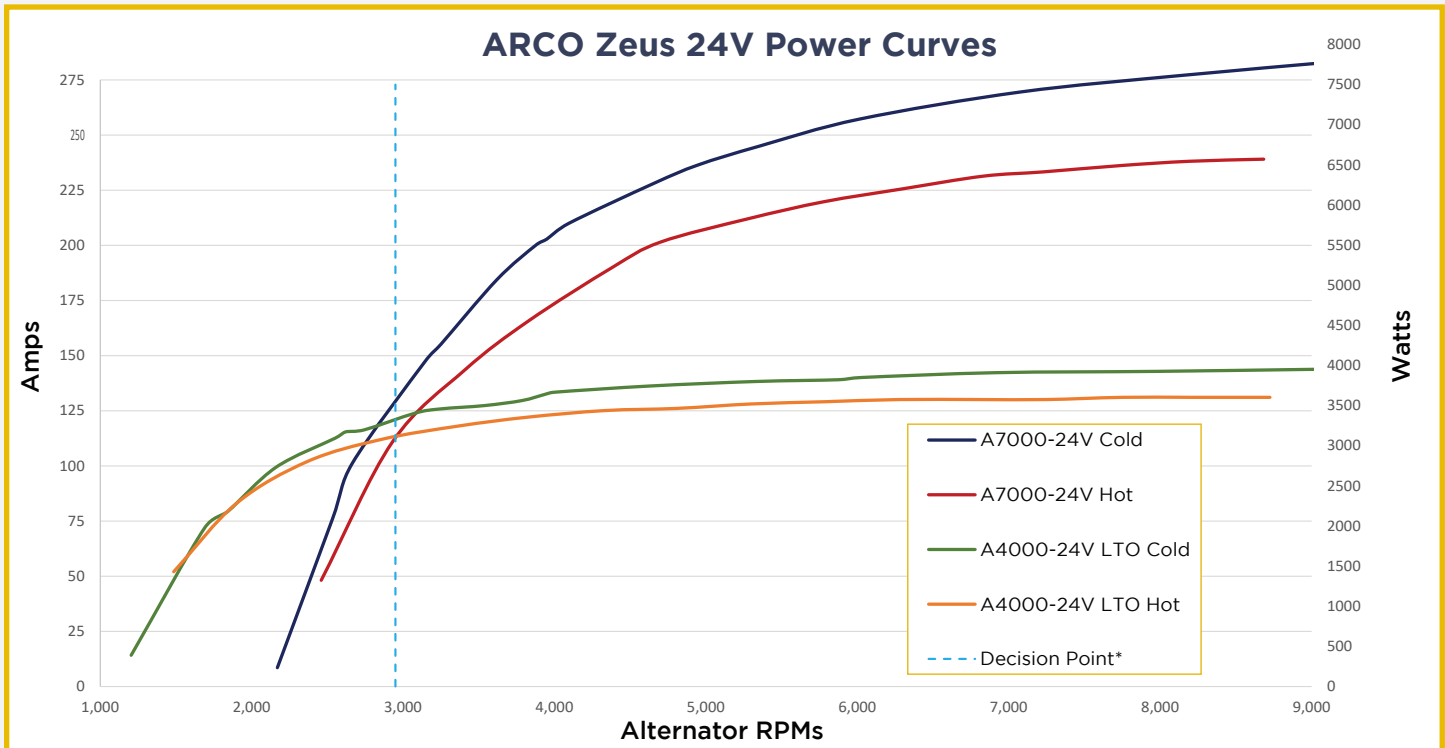
Mounting	ARCO Part Number	Application
1-2" Single Foot	4027, 4028, 4029, 4030	Replaces most domestic styles using a single 1" or 2" mounting foot (e.g., Motorola, Prestolite).
3.15" Saddle Mount	4019	Replaces most small case styles using a 3.15" J180 saddle style mount (e.g., Hitachi, Lucas, Mitsubishi) Most Yanmars.
3.15"R Saddle Mount, Rear Exit B+	4020, 4021	Must Be Used on Yanmar Common Rail Engines Introduced after 2013 (JH-CR, 3JH40, 4JH45, 4JH57, 4JH80, 4JH110).
4" J180 Saddle	4022, 4023, 4024, 4025	Replaces most Volvo Penta alternators using a 4" J180 saddle style mount.
Vortec	4033, 4034, 4039	Replaces Mando type alternators using Vortec/ GM pad mounting feet (Found on many Mercruiser and Volvo Penta 3.0GLM, 3.0GLP, 4.3GXi, 5.7GiL, 5.7GXiL Marine Engines.)
N62 (Clutch Pulley)	4026	Mercedes Sprinter 1999-2006 alternators. Mercedes Sprinter Factory dual alternator 2007-Up Replacement. Replaces Roadtrek Mercedes Dual alternator.
Transit	4031, 4032	Replaces Ford Transit alternators 3.5L & 3.7L Gas engines 2015-2022.

APPLICATIONS FOR A225s-12V HIGH OUTPUT ALTERNATOR

Mounting	ARCO Part Number	Application
1-2" Single Foot	4014, 4015, 4016	Replaces most domestic styles using a single 1" or 2" mounting foot (e.g., Motorola, Prestolite).
3.15" Saddle Mount	4010, 4011	Replaces most small case styles using a 3.15" J180 saddle style mount (e.g., Hitachi, Lucas, Mitsubishi) Most Yanmars.
3.15"R Saddle Mount, Rear Exit B+	4012, 4013	Must Be Used on Yanmar Common Rail Engines Introduced after 2013 (JH-CR, 3JH40, 4JH45, 4JH57, 4JH80, 4JH110).
Vortec	4017, 4018	Replaces Mando type alternators using Vortec/ GM pad mounting feet (Found on many Mercruiser and Volvo Penta 3.0GLM, 3.0GLP, 4.3GXi, 5.7GiL, 5.7GXiL Marine Engines.) (GM Blocks).



ZEUS A4000-24V LTO & A7000-24V



ARCO ZEUS 24V ADVANTAGE: BETTER TECHNOLOGY = BETTER PERFORMANCE

ARCO Zeus A4000-24V Low Turn On (LTO)

The ARCO Zeus A4000-24V LTO alternator turns on at lower RPMs, runs cooler and provides more power than older designs that are larger and heavier. This alternator continuously generates over 1.4kW (51 Amps) at just under 1,500 RPM, and almost 2.4kW (87 Amps) at 2,000 Alternator RPM. Put in real world terms, a marine diesel engine idling at 750 RPM with a 2:1 pulley ratio is generating over 1.5kW (55 Amps), and a Mercedes Sprinter at 750 RPM with a 3.21:1 ratio is generating over 2.5kW (91 Amps)!

ARCO Zeus A7000-24V

The ARCO Zeus A7000-24V alternator generates extremely high amperage at cruising and higher RPMs. This alternator continuously generates over 3kW (109 Amps) at just under 3,000 alternator RPM, and almost 6kW (218 Amps) at under 6,000 RPM. To put in real world terms, a marine diesel engine at 1,500 RPM with a 2:1 pulley ratio is generating over 3kW, and a Mercedes Sprinter at 1,800 RPM with a 3.21:1 ratio is generating over 6kW!

True 24V Alternators

Competitor's 24V alternators utilize a 12V rotor and field current which is less efficient and limits output at all RPMs. ARCO utilizes a native 24V rotor and field current. This results in our 24V alternator running cooler than competitor's 24V alternators, having a direct impact on alternator lifespan.

ARCO Zeus 24V High Output Alternators

A4000-24V LTO or A7000-24V: Which One's Right for You?

Choose A4000-24V LTO if:

- You prioritize charging at idle (at campsite or anchor)
- You need to limit power take-off i.e. smaller engine
- You are willing to trade some top-end output for increased output at low RPMs

Choose A7000-24V if:

- You primarily charge at cruising rpm or on the road
- You only charge every other day when moving to a new location
- You are willing to trade low RPM output for class-leading output at mid to high RPMs

*On the power curve graph, select 4kW LTO for use cases left of the Decision Point; otherwise, select 7kW.

APPLICATIONS FOR 24V HIGH OUTPUT ALTERNATORS

Mounting	ARCO Part Number	Application
1-2" Single Foot (Isolated ground only)	4405 (4kW LTO) 4505 (7kW)	Replaces most domestic styles using a single 1" or 2" mounting foot (e.g., Motorola, Prestolite).
3.15" Saddle Mount (Isolated ground only)	4401 (4kW LTO) 4501 (7kW)	Replaces most small case styles using a 3.15" J180 saddle style mount (e.g., Hitachi, Lucas, Mitsubishi) Most Yanmars.
3.15"R Saddle Mount, Rear Exit B+ (Isolated ground only)	4402 (4kW LTO) 4502 (7kW)	Must Be used on Yanmar Common Rail Engines introduced after 2013 (JH-CR, 3JH40, 4JH45, 4JH57, 4JH80, 4JH110).
4" J180 Saddle (Isolated ground only)	4403 (4kW LTO) 4503 (7kW)	Replaces most Volvo Penta alternators using a 4" J180 saddle style mount. Also use on many larger industrial-based engines.
Vortec	4406 (4kW LTO) 4506 (7kW)	Replaces Mando type alternators using Vortec/GM pad mounting feet (Found on many Mercruiser and Volvo Penta 3.0GLM, 3.0GLP, 4.3GX, 5.7GiL, 5.7GXIL Marine Engines).
N62 (Clutch Pulley)	4404 (4kW LTO) 4504 (7kW)	Replaces factory dual alternator on many Sprinter RVs, including Roadtrek, Thor, Winnebago, and others. For all Mercedes Sprinter applications with N62 option. Meets current Mercedes Upfitter weight and PTO requirements.

A4000-24V LTO & A7000-24V DIMENSIONS

	3.15"/R*	4" J180	1"-2"	Vortec	N62
Side View					
Front View					
Top View					

Only Isolated ground models available in 3.15", 3.15"R, 4" J180, and 1"-2" mounts.
*Rear exit battery post for Yanmar Common Rail and other engines.

Specifications

	A4000-24V LTO	A7000-24V
Voltage	24V	24V
Field Type	P	P
Rotor Poles	16	16
Rotor Source Voltage	24V	24V
Stator Size	138mm	138mm
Frame Size	Large	Large
Weight of heaviest option (N62 with clutch pulley)	15.89 lbs / 7.2 kg	15.89 lbs / 7.2 kg
Regulation	External Only (EX)	External Only (EX)
Finish	(Black) E-coating	(Black) E-coating
Cut-In Alt. RPM	1,072 Alternator RPM	1,926 Alternator RPM
Maximum Alt RPM	19,000	19,000
Battery Post	M8 Thread Post, Side Mount and Rear Exit	M8 Thread Post, Side Mount and Rear Exit
Standard Pulley	49K6 (6-groove, 49mm)	49K6 (6-groove, 49mm)
Pulley Mount	17mm diameter shaft, 25mm long, threaded M17 x 1.5	17mm diameter shaft, 25mm long, threaded M17 x 1.5
Pulley Hardware	M17 x 1.5 x 24mm nut, w/ 18mm ID x 29mm OD washer (Incl.)	M17 x 1.5 x 24mm nut, w/ 18mm ID x 29mm OD washer (Incl.)
Diodes	6 positive, 6 negative, 50A Rated, Avalanche	6 positive, 6 negative, 80A Rated, Avalanche
Max Output (Cold, 9,000 RPM) at 27.5V	3,960 Watts	7,810 Watts
Sustained Cruising Output (Hot, 6,000 RPM) at 27.5V	3,575 Watts	6,050 Watts
Sustained Idle Output (Hot, 3,000 RPM) at 27.5V	2,970 Watts	1,375 Watts
Max Continuous Operating Temperature	100°C / 212°F	100°C / 212°F

A4000-24V LTO DETAILS

Voltage	Maximum Output Watts (Amps)	Sustained Idle Output Watts (Amps)*	Housing	Regulation	Ground Type	Pulley	Part #
24V	3,960 (144)	2,970 (108)	Vortec (GM)	External Only	Case Ground	49mm K6 (6 groove)	4406
24V	3,960 (144)	2,970 (108)	N62 Clutch Pulley**	External Only	Case Ground	50mm K6 (6 groove)	4404
24V	3,960 (144)	2,970 (108)	1"-2" Single Foot	External Only	Isolated Ground	49mm K6 (6 groove)	4405
24V	3,960 (144)	2,970 (108)	3.15" Dual Foot	External Only	Isolated Ground	49mm K6 (6 groove)	4401
24V	3,960 (144)	2,970 (108)	3.15"R Dual Foot, Rear Exit B+	External Only	Isolated Ground	49mm K6 (6 groove)	4402
24V	3,960 (144)	2,970 (108)	4" J180	External Only	Isolated Ground	49mm K6 (6 groove)	4403

*3,000 alternator RPM sustained under load and hot conditions for 1 hour.

**Mercedes Upfitter Compliant.

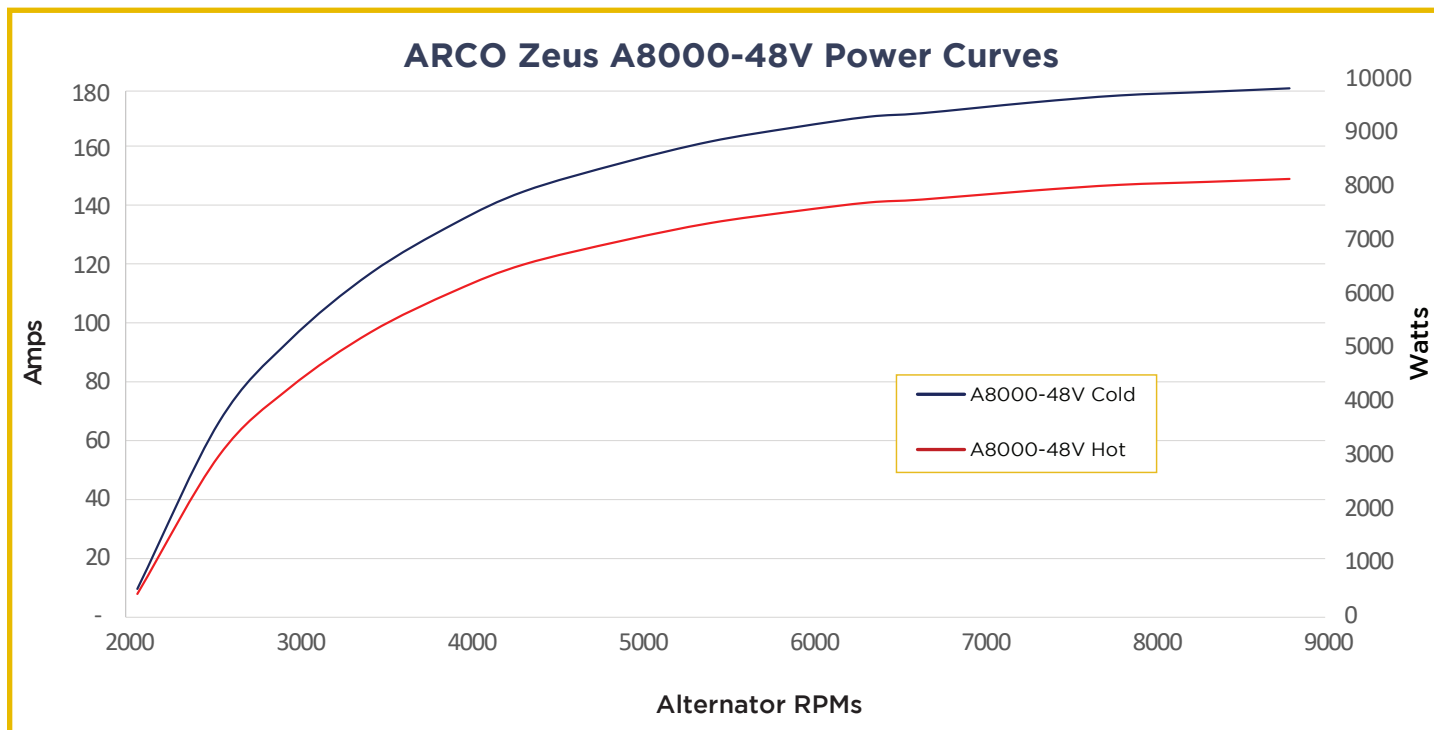
A7000-24V DETAILS

Voltage	Maximum Output Watts (Amps)	Sustained Idle Output Watts (Amps)*	Housing	Regulation	Ground Type	Pulley	Part #
24V	7,810 (284)	1,375 (50)	Vortec (GM)	External Only	Case Ground	49mm K6 (6 groove)	4506
24V	7,810 (284)	1,375 (50)	N62 Clutch Pulley**	External Only	Case Ground	50mm K6 (6 groove)	4504
24V	7,810 (284)	1,375 (50)	1"-2" Single Foot	External Only	Isolated Ground	49mm K6 (6 groove)	4505
24V	7,810 (284)	1,375 (50)	3.15" Dual Foot	External Only	Isolated Ground	49mm K6 (6 groove)	4501
24V	7,810 (284)	1,375 (50)	3.15"R Dual Foot, Rear Exit B+	External Only	Isolated Ground	49mm K6 (6 groove)	4502
24V	7,810 (284)	1,375 (50)	4" J180	External Only	Isolated Ground	49mm K6 (6 groove)	4503

*3,000 alternator RPM sustained under load and hot conditions for 1 hour.

**Mercedes Upfitter Compliant.

ZEUS A8000-48V



ARCO ZEUS 48V ADVANTAGE: BETTER TECHNOLOGY = BETTER PERFORMANCE

ARCO Zeus A8000-48V

The ARCO Zeus A8000-48V alternator turns on at lower RPMs, runs cooler and provides more power than other 48V alternators that are larger and heavier. This alternator continuously generates over 3kW (55 Amps) at 2,500 RPM, and almost 6kW (111 Amps) at 4,000 Alternator RPM. In real world terms, a marine diesel engine charging at 1,200 RPM with a 3.13:1 pulley ratio is generating just over 5kW (97 Amps), and a Mercedes Sprinter at 750 RPM with a 3.21:1 ratio is generating over 3kW (55 Amps)!

True 48V Alternators

Instead of using rotors designed for 48 volts, many competitor's alternators simply use their 12V rotors which is less efficient and limits output at all RPMs. In this scenario, your external smart regulator must drastically reduce field, by as much as 78%. If this is not done correctly, you run the risk of destroying the unit and damaging other components in your system. ARCO utilizes a native 48V rotor and field current. This results in our 48V alternator running cooler than competitor's 48V alternators, having a direct impact on the alternator's lifespan.

Specifications

A8000-48V

Voltage	48V		
Field Type	P		
Rotor Poles	16		
Rotor Source Voltage	48V		
Stator Size	138mm		
Frame Size	Large		
Weight of heaviest option (N62 with clutch pulley)	15.89 lbs / 7.2 kg		
Regulation	External Only (EX)		
Finish	(Black) E-coating		
Cut-In Alt. RPM	1,920 Alternator RPM		
Maximum Alt RPM	19,000		
Battery Post	M8 Thread Post, Side Mount and Rear Exit		
Standard Pulley	49K6 (6-groove, 49mm)		
Pulley Mount	17mm diameter shaft, 25mm long, threaded M17 x 1.5		
Pulley Hardware	M17 x 1.5 x 24mm nut, w/ 18mm ID x 29mm OD washer (Incl.)		
Diodes	6 positive, 6 negative, 80A Rated, Avalanche		
Max Output (Cold, 9,000 RPM) at 53.5V	9,630 Watts	180 Amps	14.80 kW PTO
Sustained Cruising Output (Hot, 6,000 RPM) at 53.5V	7,383 Watts	138 Amps	10.5 kW PTO
Sustained Idle Output (Hot, 3,000 RPM) at 53.5V	4,173 Watts	78 Amps	6 kW PTO
Max Continuous Operating Temperature	100°C / 212°F		

A8000-48V DIMENSIONS

	3.15"/R*	4" J180	1"-2"	Vortec	N62	Transit
Side View						
Front View						
Top View						

Only Isolated ground models available in 3.15", 3.15"R, 4" J180, and 1"-2" mounts.

*Rear exit battery post for Yanmar Common Rail and other engines.

ZEUS A8000-48V

APPLICATIONS FOR A8000-48V HIGH OUTPUT ALTERNATOR

Mounting	ARCO Part Number	Application
1-2" Single Foot (Isolated ground only)	4605	Replaces most domestic styles using a single 1" or 2" mounting foot (e.g., Motorola, Prestolite).
3.15" Saddle Mount (Isolated ground only)	4601	Replaces most small case styles using a 3.15" J180 saddle style mount (e.g., Hitachi, Lucas, Mitsubishi) Most Yanmars.
3.15"R Saddle Mount, Rear Exit B+ (Isolated ground only)	4602	Must Be used on Yanmar Common Rail Engines introduced after 2013 (JH-CR, 3JH40, 4JH45, 4JH57, 4JH80, 4JH110).
4" J180 Saddle (Isolated ground only)	4603	Replaces most Volvo Penta alternators using a 4" J180 saddle style mount. Also use on many larger industrial-based engines.
Vortec	4606	Replaces Mando type alternators using Vortec/GM pad mounting feet (Found on many Mercruiser and Volvo Penta 3.0GLM, 3.0GLP, 4.3GX, 5.7GiL, 5.7GXIL Marine Engines).
Vortec (Isolated Ground)	4609	Replaces Mando type alternators using Vortec/GM pad mounting feet (Found on many Mercruiser and Volvo Penta 3.0GLM, 3.0GLP, 4.3GX, 5.7GiL, 5.7GXIL Marine Engines).
N62 (Clutch Pulley)	4604	Replaces factory dual alternator on many Sprinter RVs, including Roadtrek, Thor, Winnebago, and others. For all Mercedes Sprinter applications with N62 option. Meets current Mercedes Upfitter weight and PTO requirements.
Transit	4607	Replaces Ford Transit alternators 3.5L & 3.7L Gas engines 2015-2022.

A8000-48V DETAILS

Voltage	Maximum Output Watts (Amps)	Sustained Idle Output Watts (Amps)*	Housing	Regulation	Ground Type	Pulley	Part #
48V	9,630 (180)	4,173 (78)	Vortec	External Only	Case Ground	49mm K6 (6 groove)	4606
48V	9,630 (180)	4,173 (78)	Transit	External Only	Case Ground	49mm K6 (6 groove)	4607
48V	9,630 (180)	4,173 (78)	N62 Clutch Pulley**	External Only	Case Ground	50mm K6 (6 groove)	4604
48V	9,630 (180)	4,173 (78)	Vortec (Isolated Ground)	External Only	Isolated Ground	49mm K6 (6 groove)	4609
48V	9,630 (180)	4,173 (78)	1"-2" Single Foot	External Only	Isolated Ground	49mm K6 (6 groove)	4605
48V	9,630 (180)	4,173 (78)	3.15" Dual Foot	External Only	Isolated Ground	49mm K6 (6 groove)	4601
48V	9,630 (180)	4,173 (78)	3.15"R Dual Foot, Rear Exit B+	External Only	Isolated Ground	49mm K6 (6 groove)	4602
48V	9,630 (180)	4,173 (78)	4" J180	External Only	Isolated Ground	49mm K6 (6 groove)	4603

*3,000 alternator RPM sustained under load and hot conditions for 1 hour.

**Mercedes Upfitter Compliant.



Pulleys

ARCO Part Number	Pulley Type	Description
PULL0011	DV	81mm, Dual V, 17mm shaft
PULL0012	DV	71mm, Offset Dual V, 17mm shaft
PULL0013	K6	60mm, 6G, 17mm shaft
PULL0014	K6	64mm, 6G, 17mm shaft
PULL0015	K8	65mm, 8G, 17mm shaft



Brackets

ARCO Part Number	Description
MK0052	GMK - MB Sprinter 3.0L V6 (OM642) (-N62/N63) 2 x Belts, 08.09
MK0152	GMK - N62 Type - Ram Promaster 3.6 V6, 2022+
MK0282	GMK BA - MB Sprinter 2.0L I4 (OM654) (- N62) 2T, 2023+
MK0373	GMK 3T - Bosch Style - Ford Transit 3.5L ECO Boost V6
MK-CLT53	Crankshaft Locking Tool - MB Sprinter 2.0L RWD OM654, 2023+
BLT1101	Poly-V-Belt for MB factory N62 2.0L
TAK210	Bolt Kit - Mount N62 Alternator to Mercedes Supplied N62 bracket



Shunts

ARCO Part Number	Current Rating	Voltage Drop
ST500	500A	50mV
ST1000	1000A	50mV

The ARCO Zeus Bluetooth Regulator can operate without either a battery or alternator current source, utilizing a simplified charging scheme that may not enable the full potential of your alternator charging system. To unlock the full potential of the system, a battery current source and possibly an alternator current source should be used.

For a battery current source, you can either install a shunt, or use a communicating battery that shares this information via RV-C or NMEA 2000. If you use such a battery, then the stand-alone battery shunt is NOT needed.

An alternator shunt is useful to see alternator output. It is also used by more advanced sync modes, such as Victron's DVCC.

 **ARCO'S BEST IN CLASS WARRANTY AT YOUR SERVICE**

Register for your warranty at arcomarine.com/arco-product-registration
1-year parts and labor with a second year parts extension if registered within 30 days.



ARCOMARINE.COM
sales@arcomarine.com

Toll Free: 1-800-722-2720
Fax: 850-453-2630

3921 W. Navy Blvd.
Pensacola, FL 32507
1001 Cat 1 Rev A