

Slim 40G

Applications

- | Recreational Vehicles
- | Transportation Connectivity
- | Home / Office



Ultra Wide Bandwidth

Wide frequency range
(600-6000MHz) supporting
LTE and 5G connectivity.

Built for 5G

Omni-directional 4x4 MIMO
mobile antenna for the best
performance.





Low Profile Design

High performance in a small, durable housing.

Easy Installation

Can be mounted on a window or wall or hidden under a vehicle dashboard.



Specification

Cellular		Cable (Cellular)	
Antenna Elements	4 elements	Type	CFD-200 (Cellular)
Peak Gain & Frequencies	3.6dBi: 617-960MHz 6.1dBi: 1710-2700MHz 6.7dBi: 3400-4200MHz 8.1dBi: 5000-6000MHz	Loss	0.33 dB/m @ 900 MHz 0.49 dB/m @ 2000 MHz 0.55 dB/m @ 2500 MHz 0.87 dB/m @ 5800 MHz
VSWR	<2.5 over 90% of the band	Diameter	0.2" / 5.0mm
Feed Power Handling	10W	Jacket	Half matt PVC, UV resistant
Input Impedance	50 Ω	Termination	SMA male
Polarisation	Linear		
GPS		Cable (GPS)	
Frequency Range	1561-1602 MHz	Type	RG-174 (GPS)
Peak Gain	0.5dBi @ 1575MHz 1.6dBi @ 1602MHz	Loss	3.4 dB/m @ 1000 MHz 4.9 dB/m @ 1800 MHz
VSWR	< 2	Diameter	0.1" / 2.7mm
Output Return Loss	10dB max	Jacket	Half matt PVC, UV resistant
Gain: LNA	28 \pm 3dB	Termination	SMA male
Noise Figure	1.5dB max at 3.3V		
Operating Voltage	3.3V	Mechanical	
Power Consumption	8.5 \pm 2.5mA at 3.3V	Product Dimensions	7.09"x5.12"x0.59" / 180x130x15mm
		Packaged Dimensions	9.61"x3.15"x9.84" / 244x80x250mm
		Enclosure Material	UV stable PC
		Color	Black

Specifications are subject to change without notice.

Specification

Mounting

Supported Types Window, wall

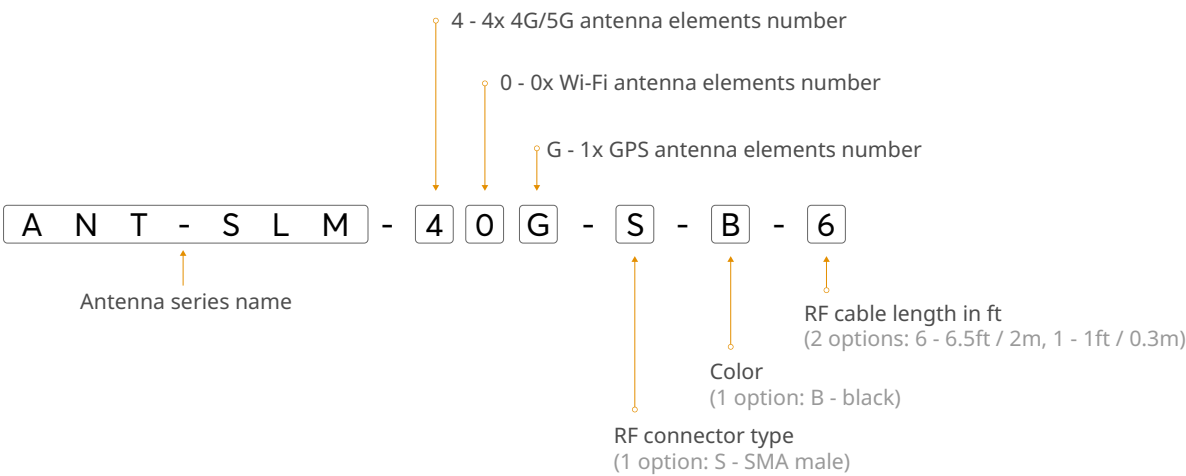
Package contents

Antenna	Slim 40G	Accessories	Velcro strip (hook and loop fastener) (4pcs, length 4.7' / 120mm)
----------------	----------	--------------------	--

Environmental, compliance

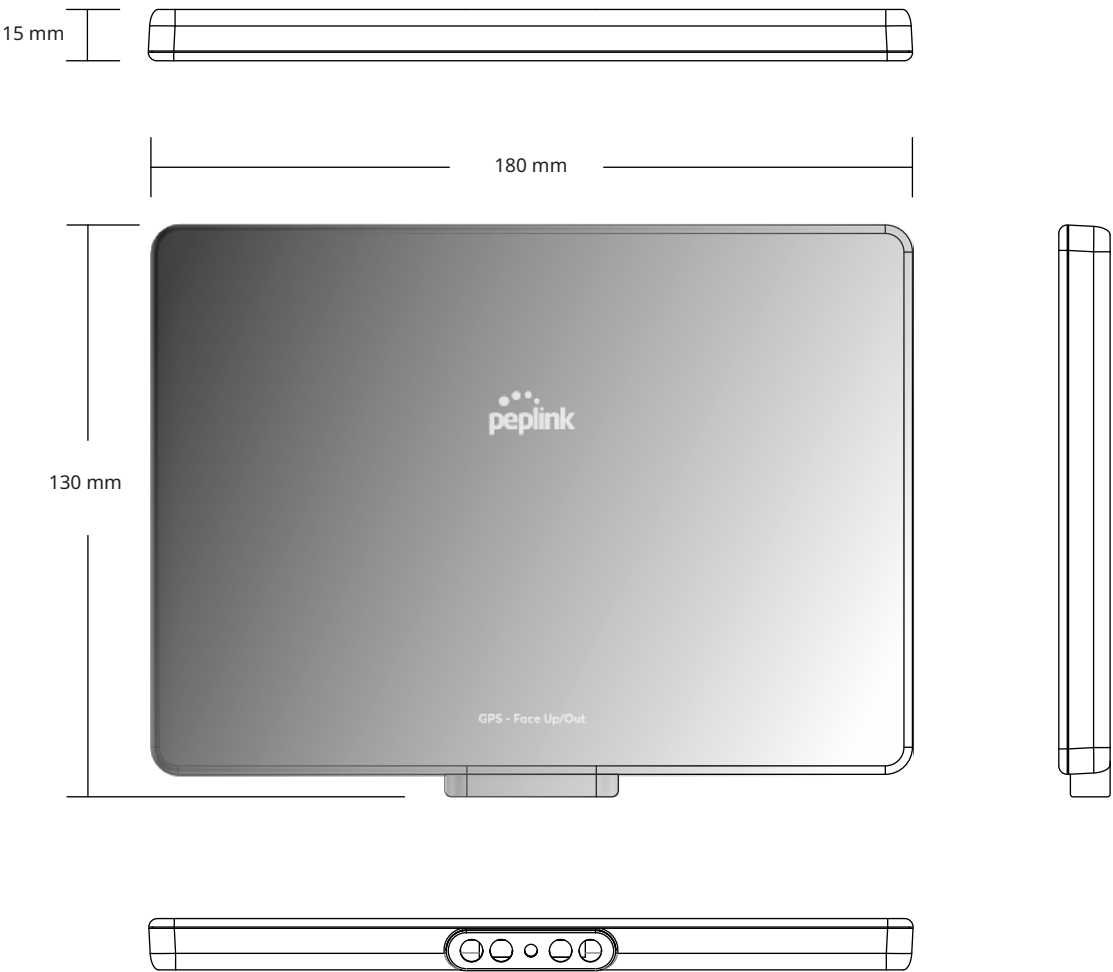
IP Rating	IP55	Compliance	ROHS, REACH, WEEE
Operating Temperature	-40° - 176°F / -40° - 80°C	Enclosure Flammability	UL 94 HB
Storage Temperature	-40° - 176°F / -40° - 80°C	Cable Flammability	UL 758 (VW-1)
		UV Resistance	UL 746C (F1 long-term UV exposure)

Ordering Information



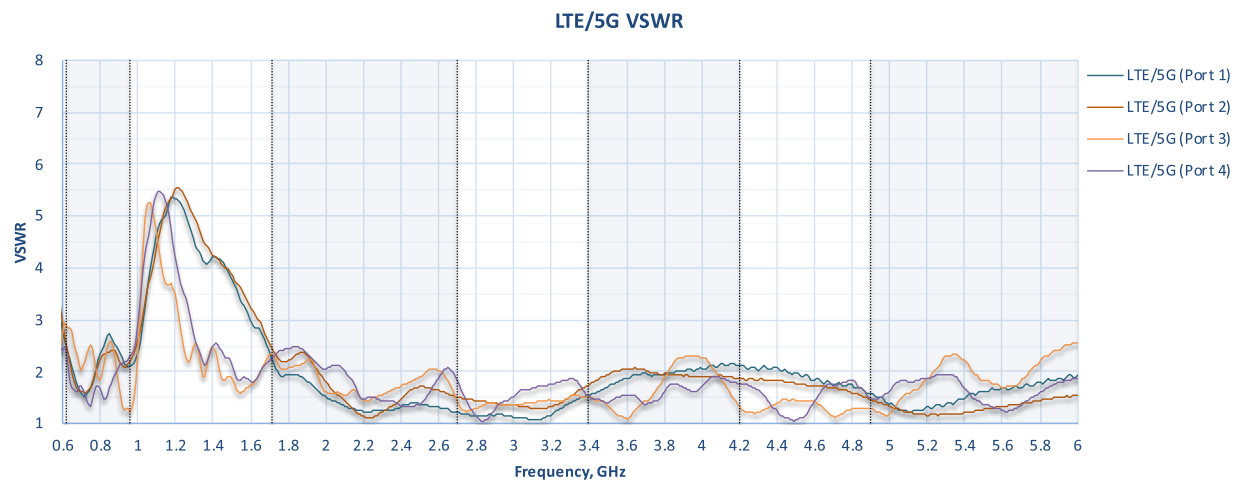
Product Code	Description
ANT-SLM-40G-S-B-6	4x LTE/5G, 1x GPS 600-6000MHz, SMA male, Black, 6.5ft / 2m
ANT-SLM-40G-S-RA-B-1	4x LTE/5G, 1x GPS 600-6000MHz, Right angle SMA male, Black, 1ft / 0.3m

Technical Drawing

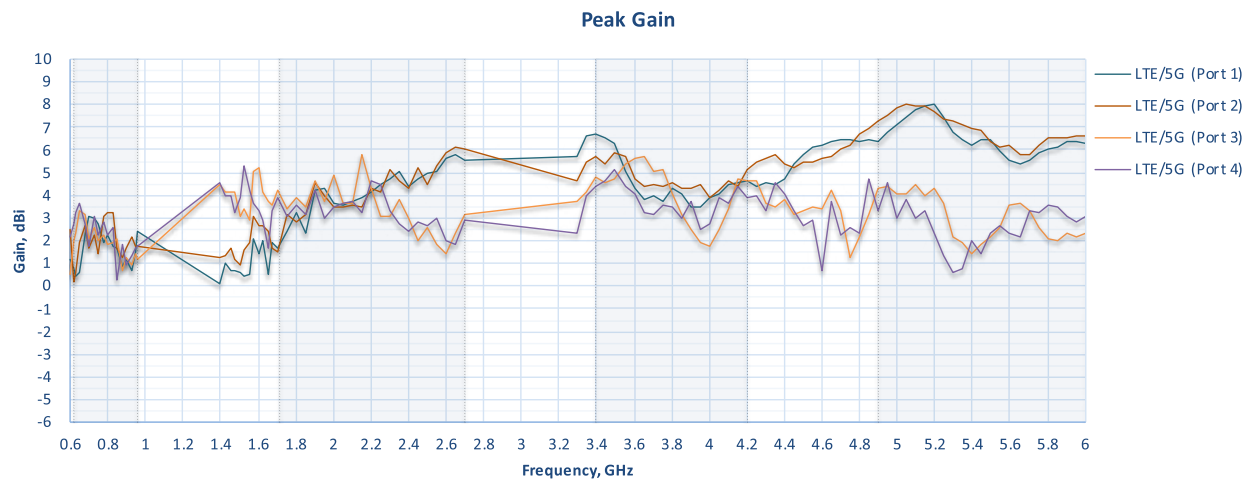


Cellular Antenna Performance

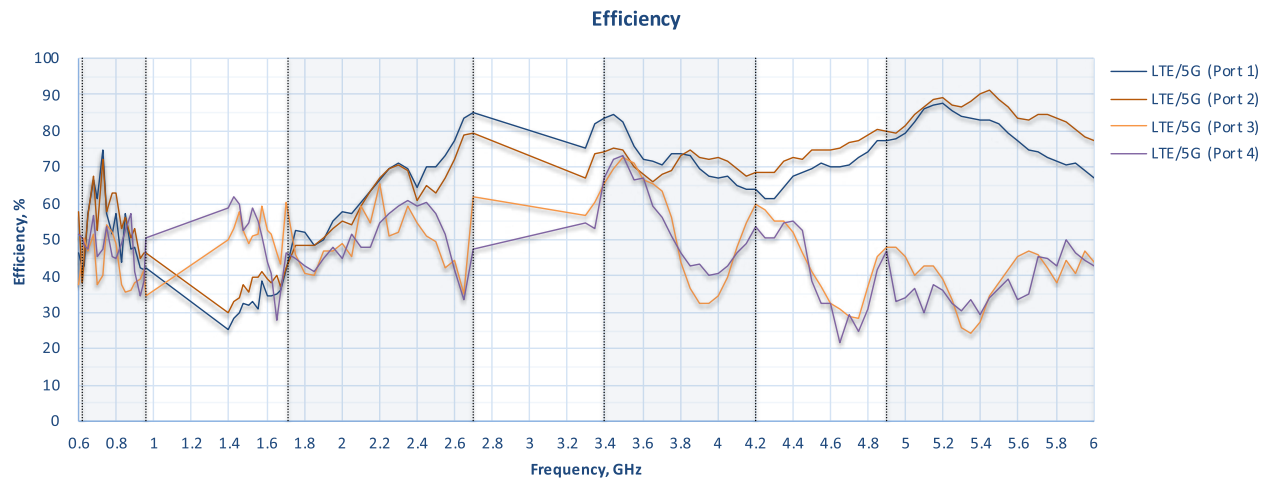
Cellular Antenna VSWR



Cellular Antenna Gain



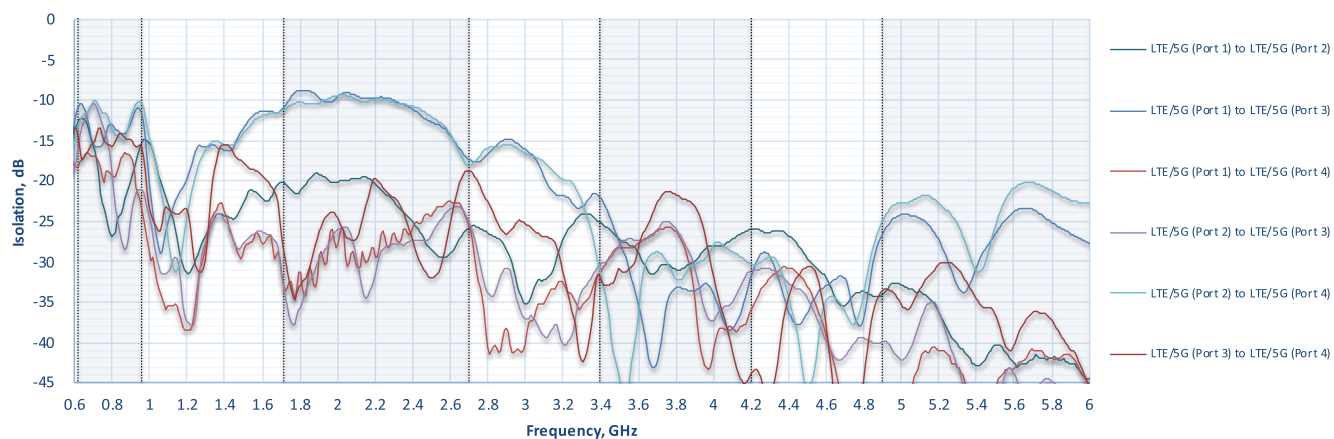
Cellular Antenna Efficiency



Cellular Antenna Performance

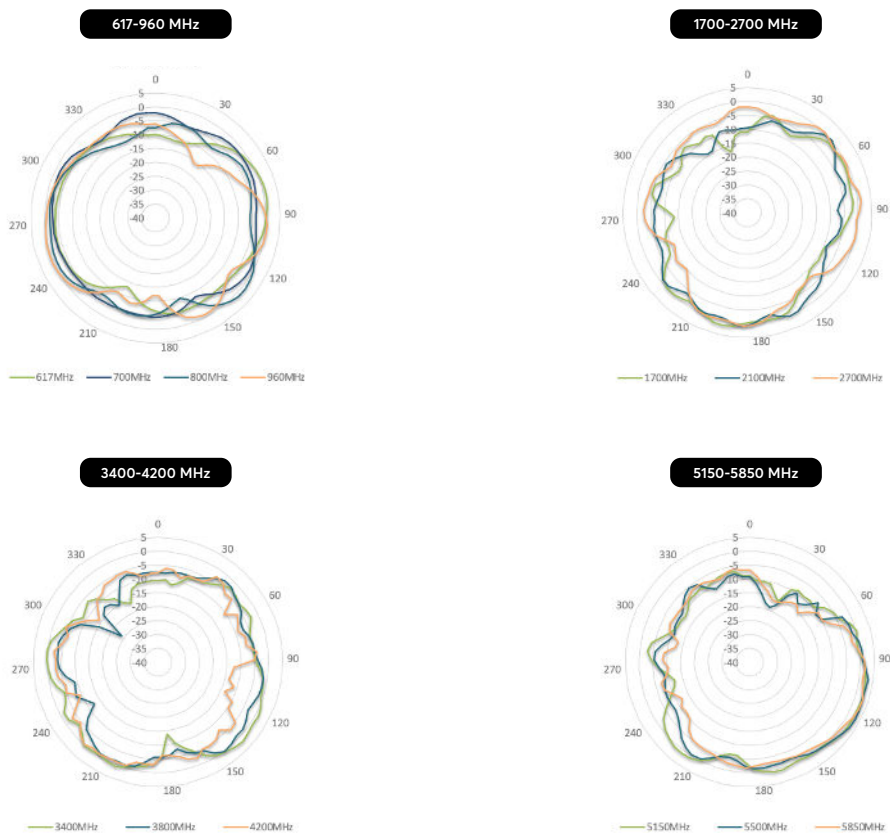
Cellular Antenna Isolation

LTE/5G antenna elements isolation



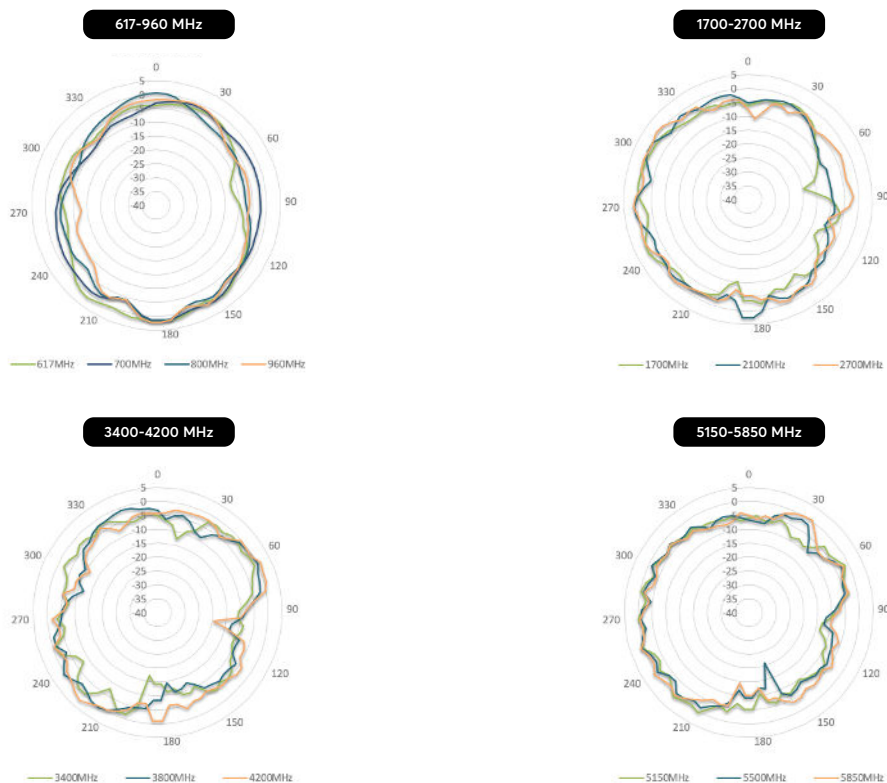
Radiation Pattern

LTE Radiation Patterns (Azimuth)

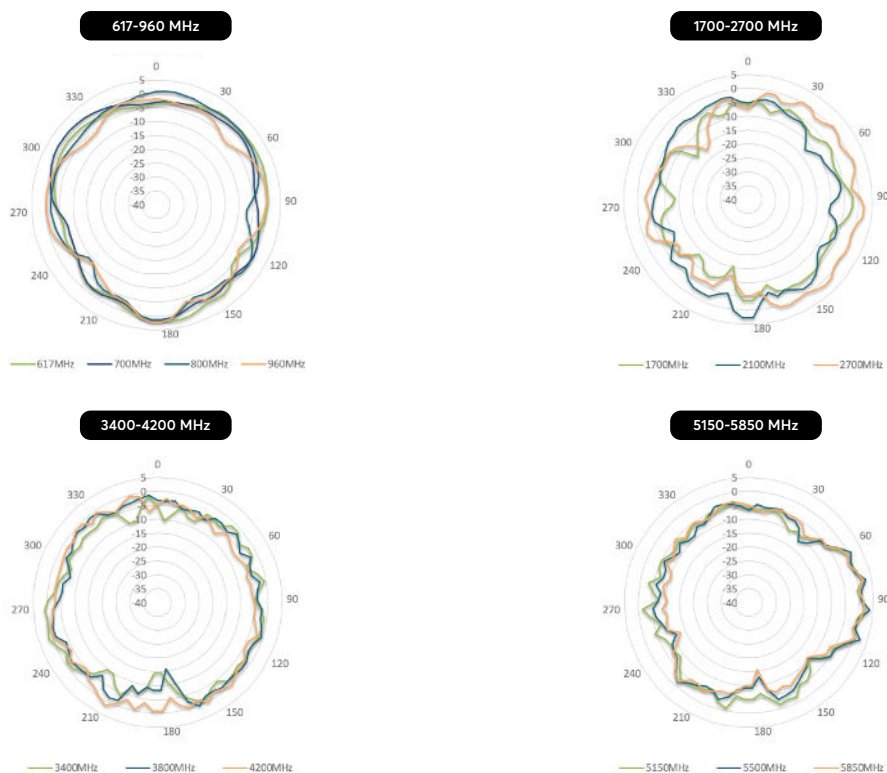


Radiation Pattern

LTE Radiation Patterns (Elevation 1)




LTE Radiation Patterns (Elevation 2)



Installation Recommendation

Step 1



This side face the sky

Velcro strip
(hook and loop fastener)



Step 2

window
or wall

