

Newpowa Photovoltaic Module
Adjustable Curved Bracket

NPB-UV Fixed

Installation Manual



Newpowa America Inc.
1460 E. CEDAR ST ONTARIO, CA 91761
Tel: 702-628-7600
E-mail: sales@newpowa.com
www.newpowa.com



Important Safety Instructions

Please follow all instructions from user manual, failure to comply will VOID your warranty, and may cause severe property damage, injury and/or death.

WARNING

Failure to follow the instruction can result in fatal, serious injury and/or severe property damage.

CAUTION

Failure to follow the instruction can lead to property damage and injury.

WARNING

- Please follow all installation guides provided with this user manual
- Please wear gloves for package opening and bracket installation
- DO NOT install the product if any of the component is missing, damaged or broken.
- Keep this product away from children

CAUTION

- DO NOT substitute parts from other manufacturers, doing so may result into an unstable mounting structure
- For RV, marine and the like, only install the product when vehicle is stationary and on level ground
- Remove unnecessary items on rooftop or other surface during installation

General Information

Thank you for choosing Newpowa products!

Please read this user manual carefully to ensure a safe and correct installation.

The Newpowa Adjustable Curved Bracket Mount System is built to last with the aluminum corrosion-free material. The innovative separate bracket system provides a great option for user who wants to install rigid solar panels on a curved surface.

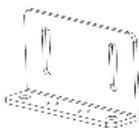

This model can support a single Newpowa solar panel unit up to 210W (note that the bracket can be used with other solar brand products, please double check the specifications to ensure the compatibility).

Key Features

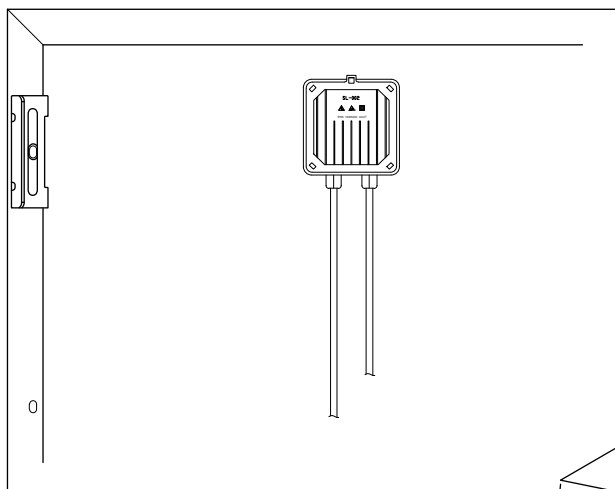
Innovative adjustable mounting system, can take up to 30 degrees curve

Durable and lightweight rust-free anodized aluminum material

Easy installation and ideal for residential, RV's and marine's rooftop

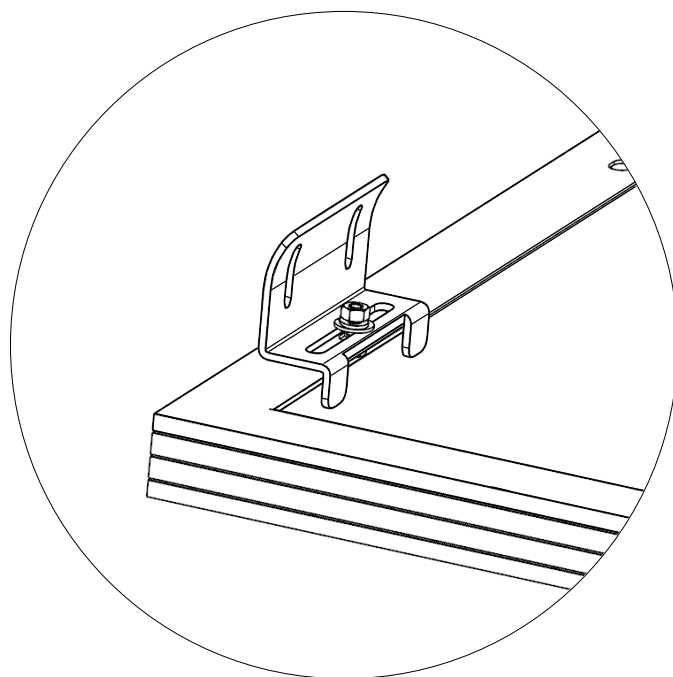
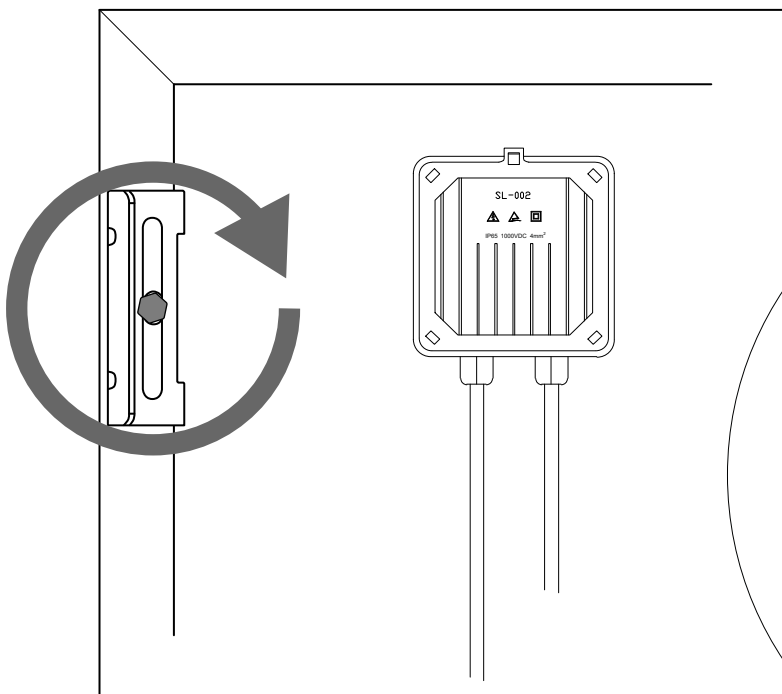
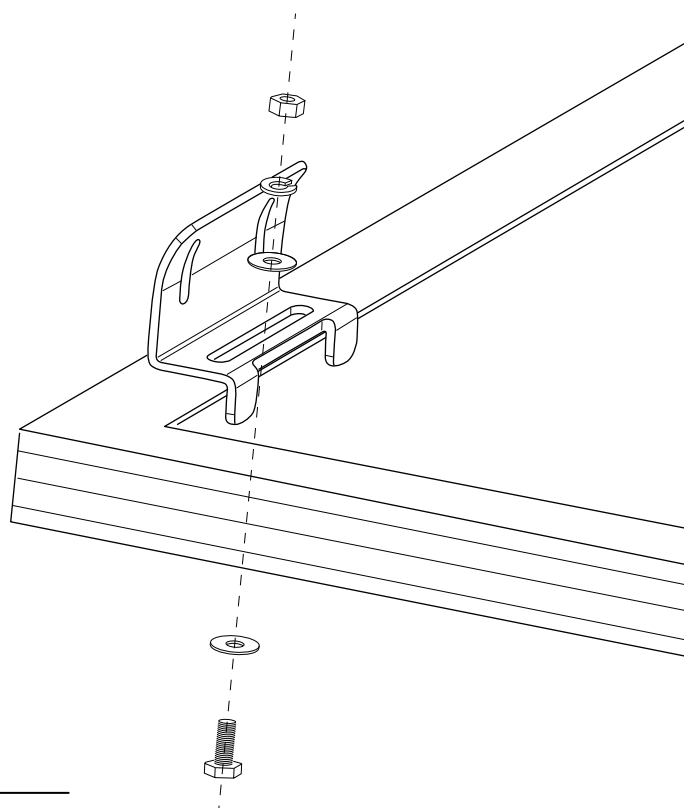
| | | |
|---------------|---|---|
| |  |  |
| | NPB-UV Straight | NPB-UV Curved |
| Part A | Bracket | Bracket |
| Component | Fixed Bracket | Fixed Bracket |
| Material | Aluminum Alloy | Aluminum Alloy |
| Size | 90×58×28 mm 3.54×2.28×1.1 in | 90×64×30 mm 3.54×2.52×1.18 in |
| Quantity | 4 | |
| Part B | B-M6 Screw Set | |
| Component | Module Screw, Washer & Bolt | |
| Material | Stainless Steel | |
| Size | 6×16 mm | |
| Quantity | 12 | |
| Part C | C-4.8 Screw | |
| Component | Grounded Penetration Screw | |
| Material | Stainless Steel | |
| Size | 4.8×32 mm | |
| Quantity | 8 | |

Mating Brackets to Panel Frame

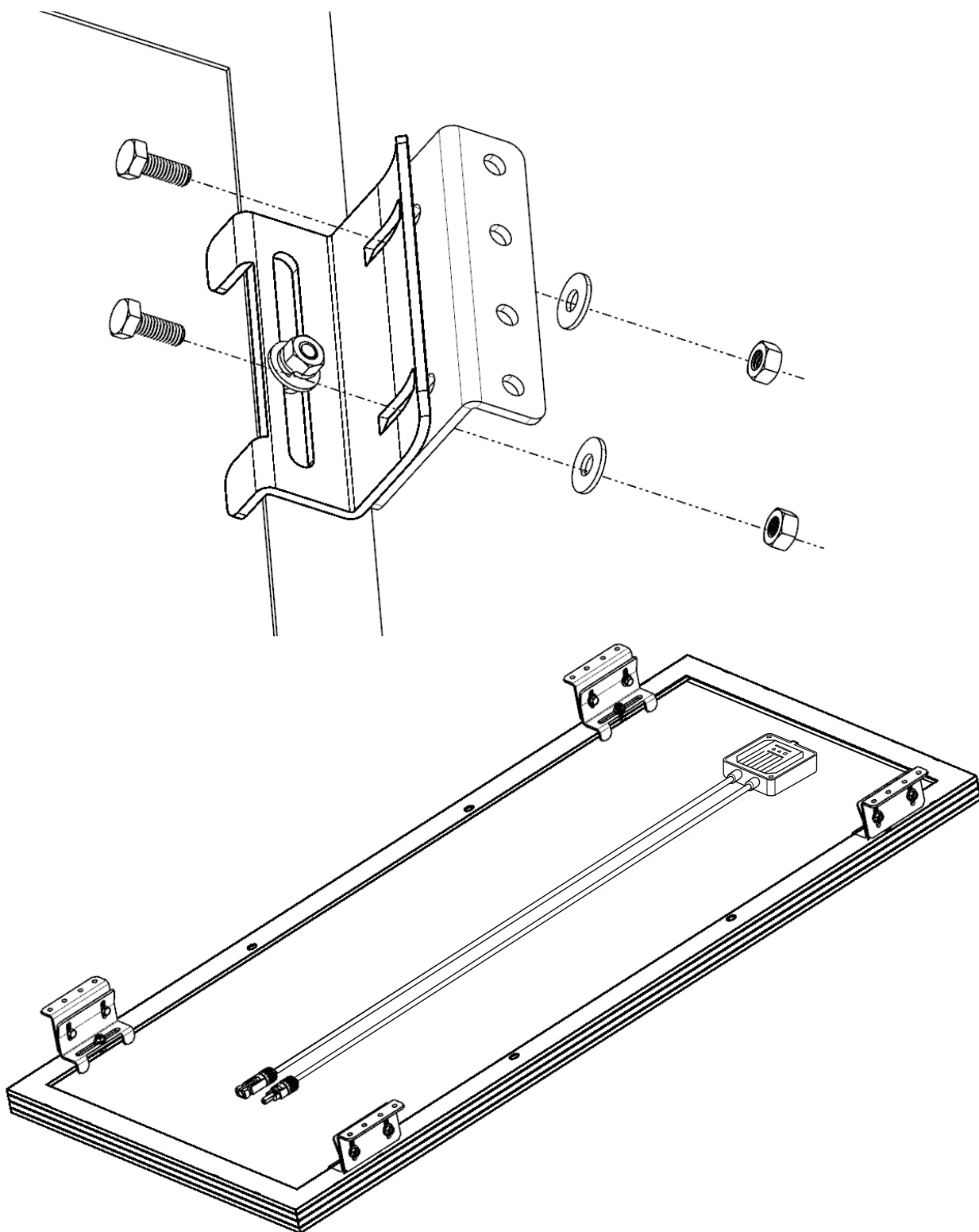


CAUTION

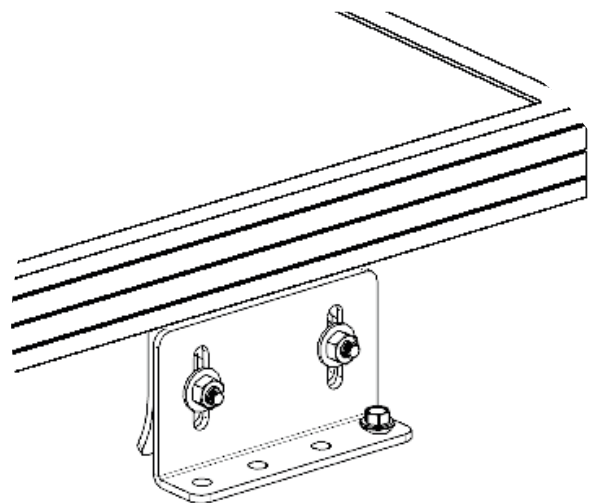
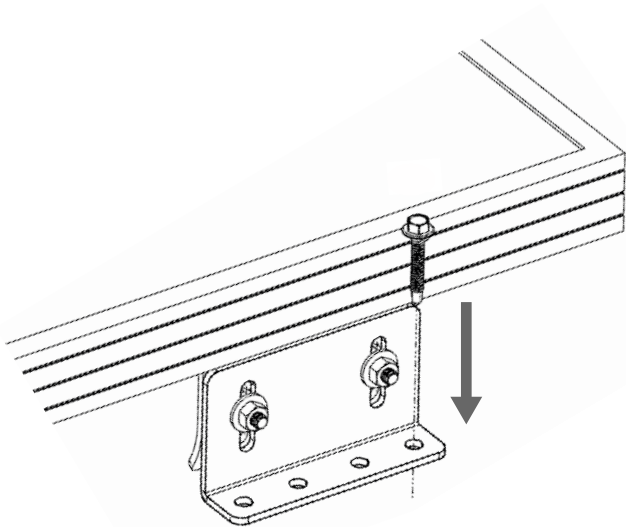
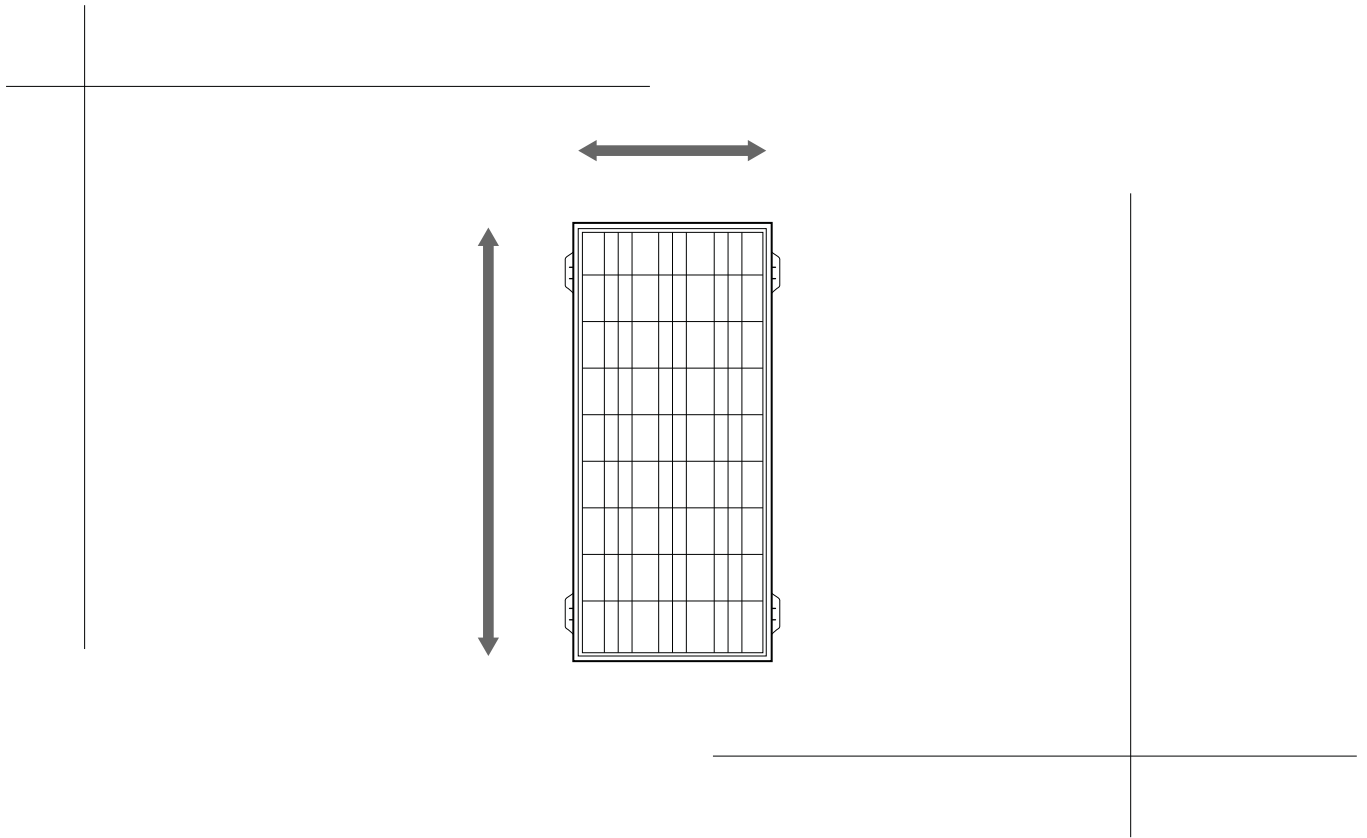
Solar panels may locate the mounting holes differently based on the models. Please adjust the bracket accordingly and ensure the weight of the panel is evenly distributed.



Mating Brackets to Panel Frame



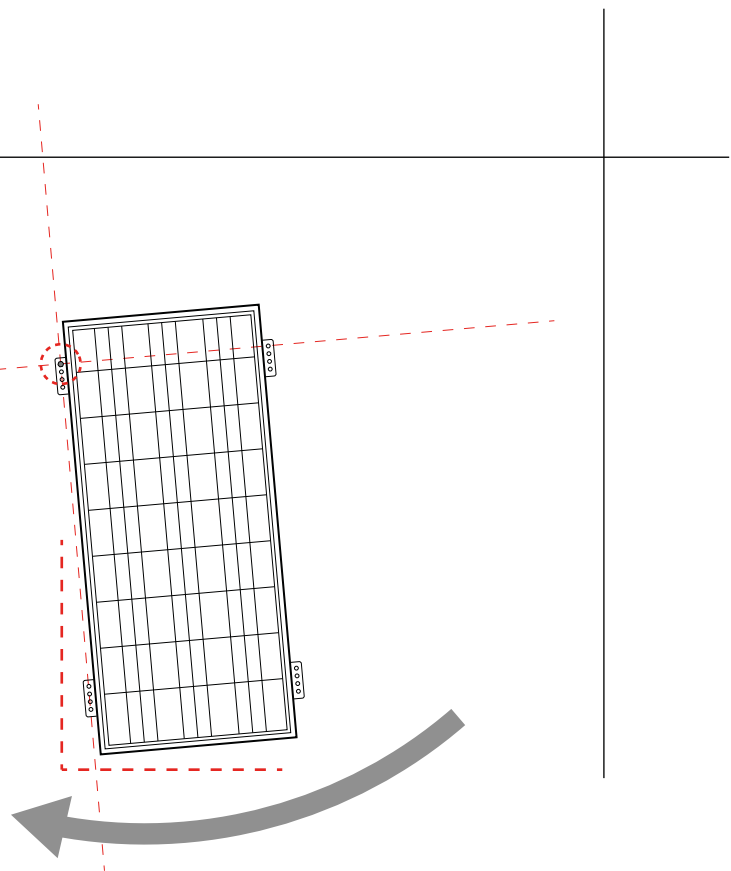
Install Panel to General Flat Mounting Surface



Install Panel to General Flat Mounting Surface

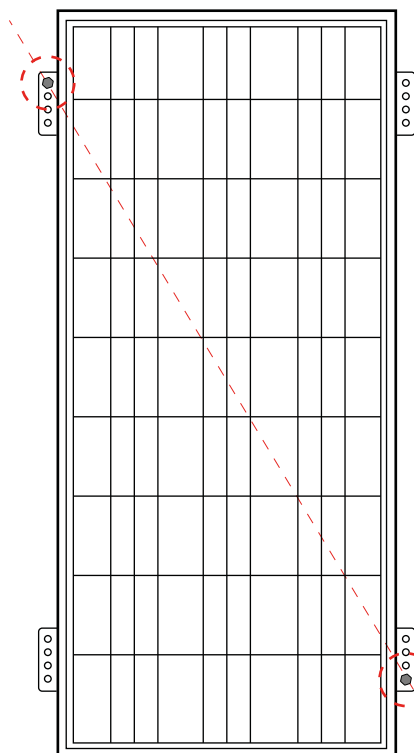
1

Secure one mounting point first and rotate around it to find the optimal installation position.



3

Fasten all other mounting points.



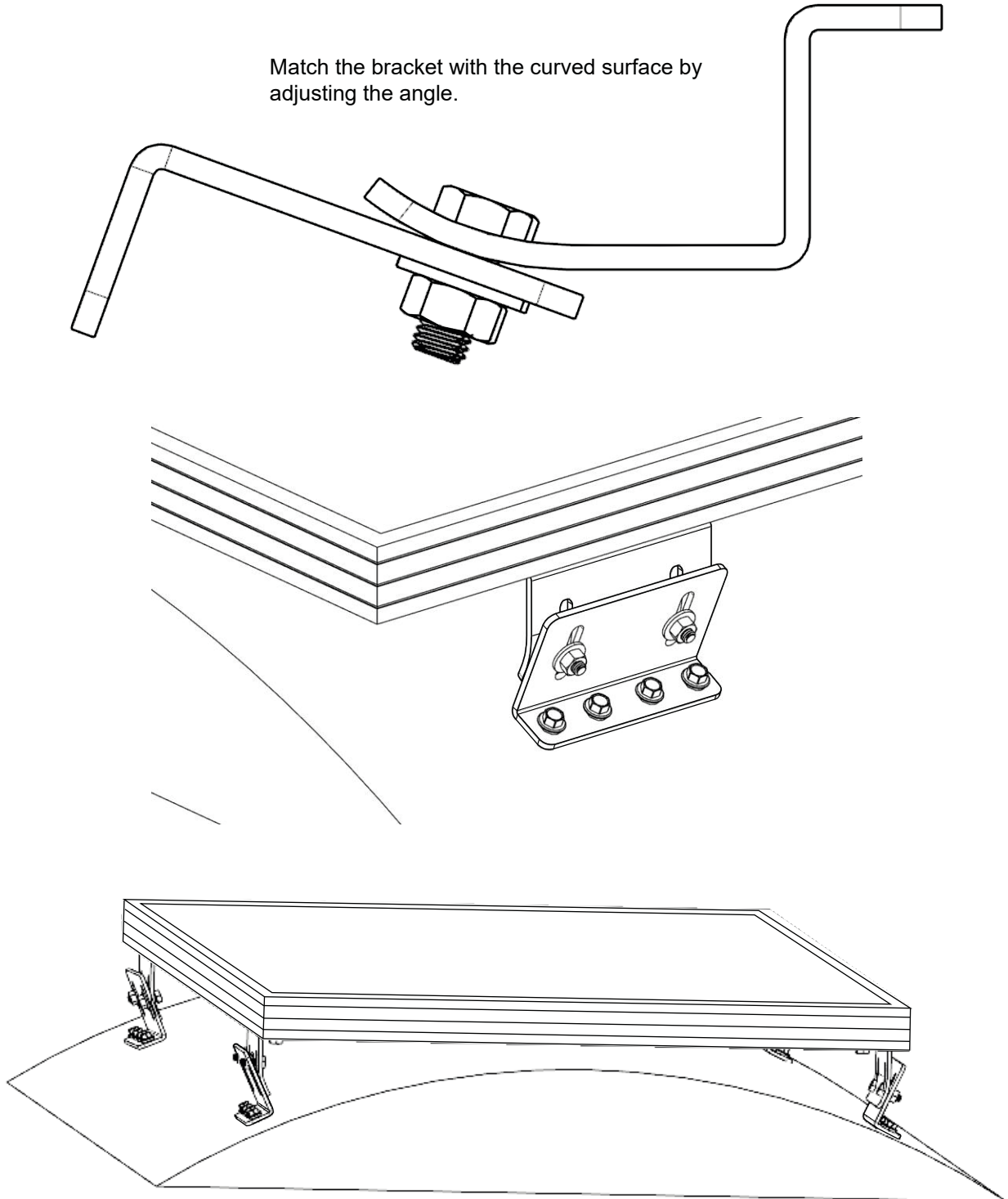
2

Then secure the mounting point across as indicated to fix the position.



Install Panel to General Mounting Curved Surface

Match the bracket with the curved surface by adjusting the angle.



Compatibility

| Newpowa Solar Module | Compatibility |
|----------------------|---------------|
| NPA10-12 | Compatible |
| NPA10S-12H | Compatible |
| NPA20S-12H | Compatible |
| NPA25S-12H | Compatible |
| NPA30S-12H | Compatible |
| NPA50S-12H | Compatible |
| NPA75S-12H | Compatible |
| NPA100M-12H | Compatible |
| NPA100S-12H | Compatible |
| NPA100-12H | Compatible |
| NPA150S-12H | Compatible |
| NPA160S-12H | Compatible |
| NPA175S-12H | Compatible |
| NPA180S-12H | Compatible |
| NPA200S-12H | Compatible |
| NPA210S-12H | Compatible |
| NPA60S-24H | Compatible |
| NPA120S-24H | Compatible |
| NPA200S-24H | Compatible |
| NPA210S-24H | Compatible |